

# Redefining Vastu Shastra Principles With Reference To The Contemporary Architectural Practices In India

Shanta Dash <sup>1\*</sup> and Mahendra Joshi <sup>2</sup>

<sup>1</sup>Research Scholar, Lovely School of Architecture and Design, Lovely Professional University, Phagwara, Punjab, India.

<sup>2</sup>Professor, Lovely School of Architecture and Design, Lovely Professional University, Phagwara, Punjab, India.

DOI: 10.47750/pnr.2022.13.508.48

## Abstract

This paper intends to look into Vastu Shastra, an antiquated Hindu science for building development, with current development procedures rehearsed in India. Vastu Shastra depends on the movement of the Sun with respect to the structure. The rooms were organized so that, contingent upon their capacity, every one of them should get regular light for the day. Because of technological advancement, the structures are built by the structure bye-laws outlined by local authorities. There exist contrasts just as similitudes in Vastu Shastra's ideas and developing structures in current occasions. So an endeavour has been made to join antiquated standards of Vastu Shastra in the current plan practices of private structures for accomplishing shared objectives of human wellbeing and worry for the climate. It is a short exploration that outlines the shared traits and offers guidelines that can be fused to develop rules for the improvement of society.

**Keywords:** Vastu Shastra, Current construction practices, Principles of Design, Orientation.

## Introduction

In Mayamata, Vastu is defined as "where immortals and humans coexist." Vastu Shastra is a composition of abiding. Old Vastu Shastra standards incorporate those for the plan of Hindu Temple, Palaces, and the standards for the plan and format of houses, towns, urban communities, gardens, streets, waterworks, shops, and other public regions. Vastu Shastra started around 3000-BC. Its proof is found in Rig Vedas, where the house defender is conjured as Vastopati. The majority of the records have been lost, and just a divided piece is utilized in the later work of Vastu Shastra. There was sufficient proof of Vastu Shastra in Ramayan and Mahabharat. The antiquated cities of Indraprastha and Dwarka were designed following the Vastu Shastra. Vastu Shastra primarily centers on developing sanctuaries, palaces, and abiding units.

This study emphasises more on the construction of staying units. The site, examination of the site, taking possession of the site, the system of measurements, orientations, diagrams, offerings, village, and other settlements: towns, the number of stories and dimensions, the foundations deposit, socle, features of houses with four classes, doors and renovation works are the focuses which were talked about in subtleties in Vastu Shastra for development of abiding units. The idea of lodging is extensive, and it is separated into four classifications in particular:

1. The Earth / Site – Bhoomi is the principal dwelling place on which everything else rests.
2. Building – the structure built on the earth, Prasada
3. Conveyances (Movable Objects) – Yaana
4. Furniture – Sayana

The residence site should be picked after assessing the colour, odour, flavour, form orientation, sound, and physicality as per Vastu Shastra. The dwelling site is diverse for every caste. It is of two kinds – first, the top site, for example, the earth, and optional site, for example, the town and like Halls, houses, light structures, structures

with shelters and royal residences are called structures. Conveyances are litters, carts, carriages, war chariots, and Anika. Seats are thrones, divans, seats, aviaries, beds, and cradles.

Vastu Shastra has set out a few standards for developing structure by exploiting five fundamental components known as Panchbhutas: earth, water, fire, air and space, the world's attractive field, and the pivot of Sun, Moon, and planets. These standards were planned to keep the vast impact of the Sun, wind heading, earth's attractive field, and the impact of the universe on the planet. The five central standards of Vastu Shastra are:

1. The Doctrine of orientation (Diknirnaya),
2. Site Planning (Vaastu Purusha Mandala),
3. The proportionate measurement of the building (Maana),
4. The six canons of Vedic architecture (Aayadi) and
5. The aesthetics of the building (Chanda).

Vastu standards were developed using traditional structure materials, neighbourhood development procedures, and engineering subtleties that have advanced additional time contingent upon the nearby conditions, including climate and accessible materials.

### Logical clarifications to Vastu Shastra: Adaptation to Modern World

Vastu Shastra is an old group of information for spatial plans that depends on the connection between people and their residences. We have stowed away information close by, the field of Vastu Shastra stays filled with a few misinterpretations. What we know and comprehend of Vastu is restricted, as antiquated insight is infrequently plainly deciphered and applied in the modern culture. We can be sure that the Sun ascends in the East and sets in the West. We, as people, are empowered with an internal compass. The "place cells" in our cerebrum actuate when we move into a particular area and structure a climate guide because the cerebrum is delicate to direction, position, and heading in space. The earth has been spinning around the Sun in a geostationary circle for billions of years because of the attractive impact brought about by its rotation. Due to magnetic properties of earth, the magnetic needle of compass always tends towards north, being based on permanent magnetic property of earth, with inclination towards north, the effect of Vastu Shastra's principles also become permanent. The principle of Vastu Shastra is based on directions which are permanent.

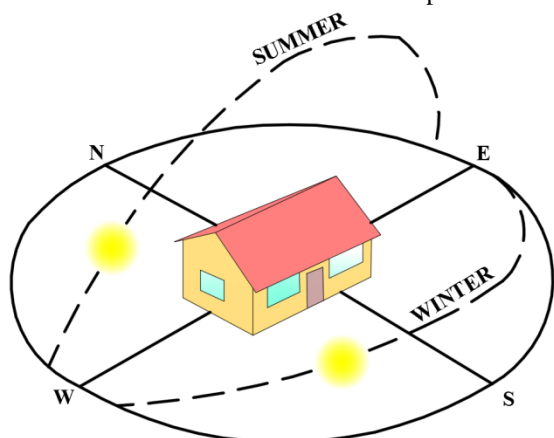


Fig 1: Solar path during a day in Winter & Summer season

Directions additionally assume an essential part in Vastu Shastra. The 24 hours of 1 sun-based day are partitioned into eight sections related to the eight cardinal directions. In every one of these eight periods, the Sun is situated in one of the cardinal ways. In light of the significance of daylight to people, the primary point of Vastu Shastra is to guarantee that the inhabitants of a house are incidentally presented to the helpful beams of daylight, regardless of whether they are inside the house the entire day. Nonetheless, during the day, individuals perform various exercises in various rooms on various occasions, and the Sun's position continues to change from dawn to nightfall. So to guarantee that the inhabitants are continually presented to daylight, each room should be situated so it points toward the Sun when it is probably going to be utilized. Between 3am to 7.30am the Sun is in North East and North. Morning beams are shown to be extremely valuable for our wellbeing. Henceforth, it is encouraged to keep this region open without checks and let in however much daylight as could reasonably be expected. Additionally, during this time, it is exceptionally tranquil and serene. Along these lines, it is to be

dispensed to health, may it be love, reflection or even an open recreation centre. Typically, this is the time we shower and plan for the afternoon. Along these lines, preferably, Bathrooms can be set in this quarter. It likewise bodes well as it is contiguous the health region. Between 7.30am to 12pm, the Sun is in Southeast and South. Around this time, we plan food and furthermore leave for work. This is the justification for why it is desirable over be in the south quarter of the structure while at work. For the individuals who don't go out to work, this is additionally an opportunity to move into more close to home spaces like rooms or work spaces. During work is when regular light is wanted the most. Thus, ensure you place your work space in the south. Between 12pm to 6pm the Sun is in Southwest and West. Some time ago, it was generally expected practice for the expert of the house (the individual who deals with the family) to rest after lunch. This is the justification for why main room is put in the south west corner. Nonetheless, since the hotness is outrageous during this time, insignificant openings and separated light is best. To make block to warm, substantial things, for example, closets are put. This is additionally when children get back from school, so having a youngsters' room and kids' concentrate in this quarter is great. Between 6pm to 3am the Sun is in Northwest and North. It's an ideal opportunity to unwind after and is accordingly assigned for rooms. Normally visitor rooms or rooms that are every so often utilized are put in this quarter as they don't get a great deal of daylight. Additionally, every other quarter gets regular light for the duration of the day with the exception of this one which is the reason it is most appropriate for safety's sake and to conceal resources.

Table1: Spatial arrangement according to Vastu Shatra

S No.	Spaces	Directional arrangement
1.	Bed room	South, as human head act as north-pole, as the fascination of inverse poles. In any case it makes circulatory strain related issues.
2.	Kitchen	Southeast, morning beams are recuperating, its bright beams function as a sanitize and openness of body to morning sun, the skin produces vitamin D
3.	Veranda	Give veranda in North and East (permits undisturbed electromagnetic stream from Northeast). Provide Aangan (yard) which is available to sky in the middle (produces stack impact).
4.	W.C.	Provide in South, Southwest
5.	Bathroom	East as it is hygienic due to falling of morning sunrays
6.	Puja room/ Meditation room	Provide in Northeast, presence of electromagnetic of earth and recuperating properties of Sun, gives better aftereffects of mantra reciting and of reflection as added substance energy
7.	Dining room	Provide in West, sunset for the most part is red in colour which the colour of muladhar chakra (first energy channel of the body sign of energy of earth, straightforwardly influenced by the setting of Sun in a positive way the vibration of colour of sunset work as a chromo treatment for this chakra. In a roundabout way food is additionally the type of earth energy.)
8.	Drawing room	Provide in North or Northwest or Northeast
9.	Study room	Provide in West and Southwest, presence of sun light in the evening hours

## Correlation between conventional Vastu Shastra with Current construction rehearses

The viewpoints where the differentiation are made to discover the similitudes and contrasts between Vastu Shastra with current construction practices are examination & selection of site, determination of orientation, site planning, proportionate measurement of the building, building dimensions, aesthetics of the building, zoning and door openings.

**Examination & Selection of site** – in old time's assessment and determination of site was done based on shape of site, its slope, colour, odour, touch and taste of soil. The site is suitable in case it is in square or rectangular shape, raised in south and West, white in colour (liberated from contaminations), fragrance of jasmine and lotus,

compact and smooth to touch, and tastes sweet. The site was considered unacceptable in case it is sporadic fit, raised in North and East, dark in colour, pungent in smell, loose and hard to touch, and have unpleasant taste.

In present day times, the site is suitable in case it is in square or rectangular shape, and rose in south and West. Choice of site is done based on a few contemplations like the site ought to be in completely evolved region or in the space which has capability of improvement. The site should offer a decent perspective on scene such a slope, waterway, lake, and so on. There ought to be good transport facilities such as railway, bus service, for going to office, college, market, and so forth. Civic services, for example, water supply, waste sewers, electric lines, phone lines, and so forth ought to be extremely near to the chosen site to get their services with no additional expense. The chosen site ought to guarantee the structure bountiful light and air to forestall any over predominance by the adjoining structures. The ground water table at the site ought not to be exceptionally high. Closeness of schools, clinics, market, and so forth is viewed as useful for private site. Good foundation soil ought to be accessible at capable profundity. This perspective saves a considerable amount in the expense of the structure. Private house site ought to be found away from the bustling business streets. Private site ought not to be situated close to studios, plants, on the grounds that such areas are exposed to nonstop noise and dust. Orientation of the site likewise makes them bear on its selection.

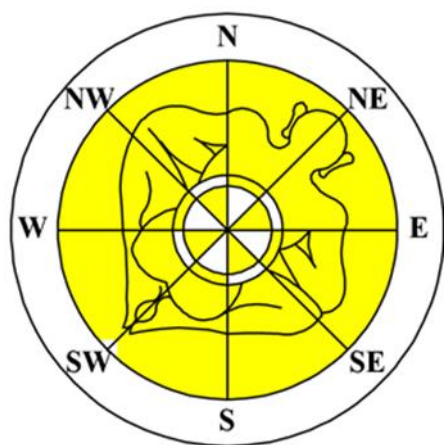


Fig 2: Cardinal and ordinal Directions

**Determination of orientation** - In ancient times, the orientation is determined by the movement of Sun and gnomon. East is the most auspicious direction for benefic results. West is by all accounts the most least preferred direction. Large the cardinal directions are preferred more than the ordinal directions.

Now a day, the direction is dictated by utilizing compass. North and East are viewed as best. South and West are not liked. Orientation is the positioning of a building according to seasonal variations in the Sun's path just as prevailing wind patterns. Great orientation can build the energy effectiveness of home, making it more agreeable to live in and less expensive to run. In blended or warming environments, it is beneficial to have the longer walls of a house pointing toward the North to limit openness to the Sun in summer and augment it in winter.

**Site planning/ Vastu Purusha Mandala** – Pada vinyasa is the process where the site is divided into different quantities of squares. The quantity of squares changes from Single Square 1x1 grid to 32x32 (1084) squares, where each square is referred to be as padas. Pada devatas are relegated to the divided squares and is named after the God doled out. The activity zoning in the house are to be appointed based the area of God. Out of 32 kinds of square, Manduka which divides the site into 64 squares and Paramasaiyn separates the site into 81 squares were suggested for all the motivation behind building exercises. So this is continued in planning and developing structures in ancient times.

Lately the site planning is finished by understanding the site advancement measure by noticing regular and human variables influencing the structure and presence of the climate. By collecting information and data concerning planning or design issue to classify and analyse the data. Proposals are additionally made for issues nearby. By drawing up guidelines for planning, architecture and landscape disciplines. Normal surface components the vast majority of this data will be gotten from the geological provisions on the site. A contour map of this greatness can be drawn. Trees, ground cover, ground surface, and soil conditions could be straightforwardly noticed.

Investigation of vegetation ought to be done according to type, size, area, shade pattern, style, and ecology and so on. Slope study must entail gradient, landforms, elevations, drainage patterns and so forth. Artificial provisions structures, dividers, wall, porches, squares, transport stops, covers and so forth. This will be painstakingly recorded on maps. Matrix Iron System of getting ready for the structure development is embraced

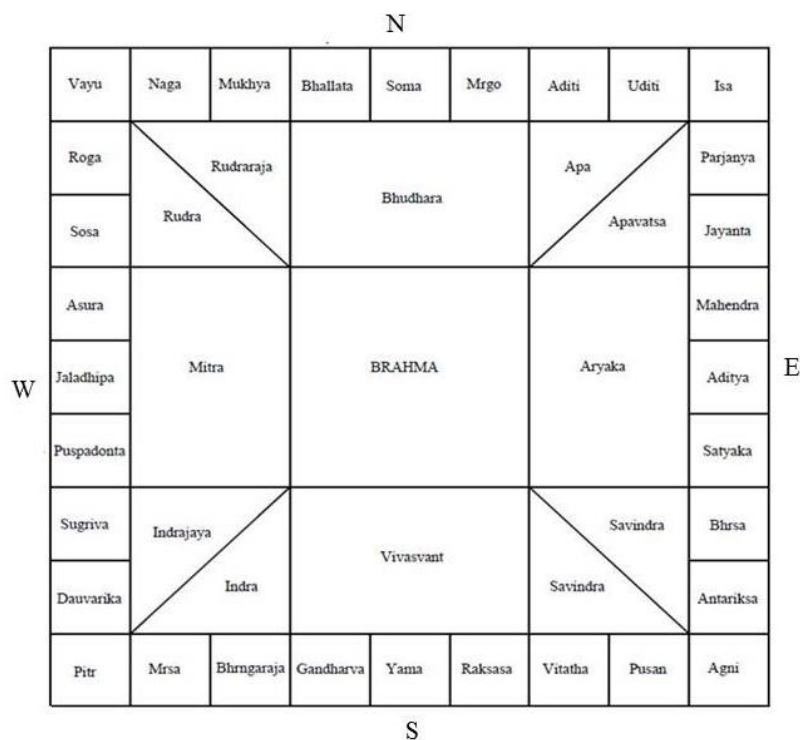


Fig 3: Vastu Purusha Mandala

**The proportionate measurement of the building/ Maana** – Proportions or Maana guides the design and plan with the right proportions. It gives the ideal proportion of Height to Breadth of a structure to make an utterly proportionate design. The measurement principles were Angula (3/4th of an inch) and Hasta (18 inches). The measurement is partitioned into 6 classes:

1. Measurement of height
2. Measurement of breadth
3. Measurement of width or circumference
4. Measurement along plumb lines
5. Measurement of thickness and
6. Measurement of interspace.

Vastu Shastra recommends proportionate proportions of these 6 measurements to make structures with good proportions. The accompanying proportions of Height to Breadth are incredible for structures, and every proportion demonstrates a specific part of magnificence and extent.

1. The proportion of 1: The construction is viewed as aesthetically proportionate when the Height is equivalent to the Breadth.
2. The proportion of 1.25: When the Height is 1.25 times the Breadth, the construction is considered to have great soundness.
3. The proportion of 1.5: When the Height is 1.5 times the Breadth, the construction is considered to have an outstanding appearance.
4. The proportion of 1.75: When the Height is 1.75 times by Breadth, the construction is acceptable all around and will seem, by all accounts, to be both strong and aseptically appealing.
5. The proportion of 2: When the Height is twice the Breadth, the construction will seem gorgeous.

These days, the action for the different components inside the structure was processed by the central assumption of the proportion framework chosen. Proportion is a focal guideline of building hypotheses and a significant association between math and craftsmanship. The spatial visualization of the connections of the different items

and spaces that make up a design and its entirety. These connections are regularly administered by-products of a standard unit of length known as a "module." For instance - the height of an individual can be set as a module to set the extent of the structure. Proportions in design were examined by Vitruvius, Alberti, Andrea Palladio, and Le Corbusier, among others.

**The six canons of Vedic architecture Aayadi/ Building dimensions** -Aayadi Shadvarga calculation, a computation method to choose the suitable dimension for the structure, follow the hypothesis of leftover portion. Shadvarga is a gathering of six formulae to decide the dimensional conformance. Aya, Vyaya, Yoni, Riksha, Vara, and Thithi are the six formulae where Aya and Riksha are utilized to assure length, Yoni, and Vyaya for breadth and Vara and Thithi for height or circumference.

1. Yoni is the remainder of Breadth x 3 divided by 8
2. Vyaya is the remainder of Breadth x 9 divided by 10
3. Aaya is the remainder of Length x 8 divided by 12
4. Raksha is the remainder of Length x 8 divided by 27
5. Vara is the remainder of Height x 9 divided by 7
6. Tithi is the remainder of Height x 9 divided by 30

Utilizing these formulae increases or lessens the fortune, the similarity of star groupings, Sun-powered day, and lunar day. The equations acquainted show up for the most part with first get the inexact measure and afterward check its appropriateness with the units of their Constructional bar utilized. In any case, the Aayadi computation stays as an exceptionally specialized instrument for the Silpis to show up at the appropriate structure measure. The Aayadi equation is used to check whether the proposed building's length, breadth, and height are in proportion. In modern times, the structure dimensions are concluded by plan needs and different laws which are set by the development authorities of the district, as:-

- Floor area ratio (FAR)
- Ground coverage
- Setbacks
- Building Height restriction laws

Setbacks likewise assist with getting more light and natural air to the street level. Different limitations directly result from pragmatic concern, for example, around air terminals to forestall any risk to flight security.

**The aesthetics of the building/ Chanda** depict the various forms or elevations that a structure can have. Adherence to Chanda guarantees the simple, recognizable proof of structures of various functions. There are six chandas in Vastu Shastra, and they are as follows:

1. Meru Chanda is the type of building that resembles sacred mountains, such as sanctuaries.
2. Khanda Meru Chanda- the outward fringe closures of the structure don't shape a full circle yet have an upward cut side, for example, Burj Al Arab.
3. Pataaka Chanda -the structure gives an impression of resembling a flagstaff with a banner spread out, such as a thin lower part and reformist, cantilevered upper floors such as the Throne Pillar of Fatehpur Sikri, India. Sushi Chanda - the building, has the appearance of a needle, e.g., Burj Khalifa.
4. Uddista Chanda - isn't autonomous and has no viewpoint perspective on its own.
5. Nasta Chanda- isn't independent and has no perspective viewpoint all alone.

The aesthetics of a structure is one of the main perspectives considered in design in current times. The allure of a structure covers the consolidated impacts of a structure's shape, size, surface, colour, balance, solidarity, development, accentuation, contrast, balance, extent, space, arrangement, design, beautification, culture, and setting. They can likewise be partitioned into classifications like Unity, Proportion, Scale, Balance, Symmetry, and Rhythm. These are considered vital while planning as they unite the entire plan. It, as a rule, relies upon the viewpoint of the individual viewing the object.

**Zoning / Griha Vinyasa or Sthana Vinyasa** – The zoning of different functional activities of a house was allocated through the Gods' names in the Vastu Purusha Mandala. The focal Brahma Sthana should be open or with almost no development as it was viewed as the connection between the house and the universe. Arrangement

of puja in Northeast and kitchen in Southeast, shower in Northeast, living room shift from North and overwhelmingly West, dining room differ from South and West, the bedroom in the Southwest and South.

In present times, building zoning is finished considering different things that incorporate: orientation of working (for normal light and ventilation), everyday schedule of the occupants, simple admittance to exercises, and escape courses for crises.

**Door opening /Dwara Sthana** – Pada Devatas names administered it since ancient times. It is like finding the fundamental entryway on the prompt right of the middle line in a particular direction.

There is no predefined rule to choose the position of doorways in current practice. A few things are remembered while making entryway openings like continuous and straightforward access, position at corners (to save liveable space), and entryway width as indicated by the capacity of the encased space.

### **Inferences from comparison**

Site selection- Site determination in customary Vastu Shastra is just concerned about the shape and form of the site, the attributes of soil (colour, odour, touch, and taste), and vegetation on the site. Be that as it may, in present-day times, site determination is more concerned about the environmental factors of the site like the type of development (private, business, modern, and so on), scene, transport accessibility, offices, schools, medical clinics, market, and so on including the test for soil for the establishment. The square and rectangular state of the site are liked, and also a raised West and Southside is considered appropriate in both the practices.

Determination of orientation- Taking everything into account, East is the most-liked and West the most un-liked. On the opposite side, present-day Vastu Shastra chooses the direction of the structure as indicated by the sun position for that specific environment, uses the Sun for an inactive sunlight-based plan, and limits the requirement for mechanical gadgets. North and east direction is by and large liked for most climatic zones. So the east direction is comparative in both the ideas.

Vastu Purusha Mandala / Site planning- According to Vastu Shastra, Site planning is finished by utilizing the mandala idea. It comprises of several squares, and different divinities are set in these squares or mandalas. Every part of the house is regarded as dependent on the area of divinity. In present-day practice, Site arranging is done dependent on standard and artificial elements inside the site. It also considers factors like environmental elements, direction, environment, and so on. It is seen that both the ideas have various techniques for arranging site, yet the outcome acquired by utilizing both the strategies will be the same. Subsequently, the cycle is unique, yet the configuration will be the same in the wake of consolidating any strategies.

The proportionate measurement of the building- There are 5 kinds of proportioning frameworks (Height: Breadth) in Vastu Shastra to choose the proportion of the structure. On the opposite side in present-day design proportion of the structure is represented by the products of a standard unit of length known as a "module." Both the practices utilize their own strategy to work out the measurement of the structures.

The six canons of Vedic architecture Aayadi/Building dimensions- Building dimensions in Vastu Shastra were chosen by the technique for the leftover portion, which was determined by the utilization of different equations and was then examined to discover gain or misfortune, the similarity of groups of stars, Sun oriented day and lunar day. Though, in current structures, dimensions are concluded by the plan needs and the bye-laws of that specific area. Subsequently, equations were utilized in ancient times to discover appropriate building elements, yet no such recipes are utilized in current times.

The aesthetics of the building/ Chanda – Adherence to Chanda guarantees the simple distinguishing proof of structures of various capacities in ancient times. Though in present times, the style of a structure is one of the central perspectives considered in engineering. It typically relies upon the viewpoint of the individual review the structure. Thus both the ideas have a regular part of accomplishing excellence or feel into the structure.

Zoning- in Vastu Shastra, the zoning of a structure is finished by the name of Gods in Vastu Purusha Mandala. While, in current times, zoning is finished by the necessities of the occupants, sun direction and escape routes for emergencies. Both the ideas utilize their own particular manner of zoning with the fundamental point of giving the inhabitant solace and well-being.

Door opening- Entryway arrangement in Vastu Shastra is administered by Pada Devatas names. While in current times, entryway position isn't pre-characterized however is finished by function and utilization of the space encased.

**A portion of different components in which the comparison and inferences are drawn are as per the following:**

The distinction among people- In ancient times, caste differentiation (work situated) in the general public depended on which abiding units were developed. In present times, the municipalities or staying units are built dependent on pay bunches. For example, there is a class qualification, and abiding units are HIG, MIG, LIG, and EWS. So qualification exists in the public eye in old times, just as in the current world.

Design of buildings- Design of buildings is done based on principles of Vastu Shastra in ancient times while it is done based on climate, location, site area, surroundings, available funds, and incorporating local building bylaws in recent times.

Courtyard type of planning- The dwelling units were planned with a central space open and rooms are arranged all around in ancient period. The entry of this dwelling unit is from east. Courtyard type of building is not generally constructed due to scarcity of land and it is generally adopted for the construction of large buildings. Apartments or flats and row house of less area are built in any township.

Type of development-In traditional Vastu Shastra, level advancement is seen, yet laws were made for the abode units up to 12 stories. Up to 3 story high dwelling units were developed. In present day time's upward advancement, for example, tall structures are built because of shortage of land and expanding populace.

The layout of roads – The streets' width was moved toward the premise of the size of bullock trucks according to traditional Vastu Shastra. Generally, a gridiron pattern is followed for design of streets. For example, the old city of Jaipur and Chandigarh is planned by Vastu Shastra standards. In current times the width of streets was arranged by density of populace of that space, state of the site, site conditions, primary streets, and its branches, expected vehicular traffic specifically region and so on. Streets can be curvilinear likewise due to the creation of effective vehicles.

Structure of building- The pillars' position, size, and height depend on proportionate measurements and the Aayadi equation according to Vastu Shastra. Materials used for pillars were stone, baked bricks and timber. It was in some cases covered with gold particularly the structures of Kings. The position, size and height of the columns depend on load calculations of the building in current times.

Choice of building materials- Stone, timber and baked bricks (locally available & vernacular) utilized for for construction as per Vastu Shastra. More proficient materials have evolved and are utilized in construction like cement, sand, mortar, bricks, concrete, RCC, glass, steel, fly ash bricks etc. These days cement concrete blocks are often utilized in tall structures (ALC, CLC blocks). These blocks devour less energy and are eco-friendly. Precast constructions are also adopted in the mass housing system.

Doors and windows type- Vaulted doors and latticed windows were preferred in dwelling units as per ancient Vastu Shastra. Different types of doors and windows according to practical prerequisites or choice of architect & clients is utilized in current times.

The roof of dwelling units- Norms of Slopping roofs were given with rafters, purlins, and covering materials in ancient Vastu Shastra. Generally, RCC roofs (flat) are utilized for building construction of present-day times.

Landscaping-Variou kinds of trees were proposed for various classes and different furniture. According to Vastu Shastra, trees and plants were recommended according to their qualities components and are to be planted in different directions. According to present-day Vastu Shastra, low-height plants, bushes, and spices are planted in North, Northeast, and East directions while heighted trees with more noteworthy foliage in south, southwest, and west direction.

## Redefined Principles

1. Square or rectangular-shaped plots with an incline towards East and North should be liked for development.
2. East is the ideal direction among various directions, and East confronting locales should be bought for development.
3. Site planning is a significant thought before development and subsequently should be painstakingly arranged, remembering climate, direction, topography, area, size of openings, selection of materials, landscaping, and surroundings.
4. Proportions dependent on anthropometric estimations should be continued in the plan to accomplish functional structure prerequisites.
5. The aesthetics of a structure is one of the critical perspectives considered in the design.

## Conclusion

The review shows the importance and adaptability of standards for the evolving elements. Vastu Shastra seems intelligent and logical at particular examples having legitimate and consistent motivations to legitimize its proposals. Vastu Shastra in Modern times isn't exceptionally not quite the same as the old days. This is because current day Vastu Shastra is gotten from the ones that were utilized in the Vedic time, yet the methodology in the present day is unique. One might embrace a blend of both Vastu Shastra and current structure science. The positive pertinence of those standards with the advanced design standards will improve individuals' satisfaction and prompt the improvement of society. It carries a massive desire to humankind that the abundance of design information on the past can, in all likelihood, be pertinent for the changing elements of the general public and innovation with suitable most minor alterations and without influencing the central philosophy.

## Acknowledgement

I am extremely thankful to Dr. Mahendra Joshi, Professor, Lovely School of Architecture & Design, Lovely Professional University, Phagwara, Punjab for his valuable guidance. Since my initial exposure with the subject, his excitement, knowledge, and meticulous attention to detail have served as a motivator and kept my work on track. I also appreciate Mrs. Yasoda Dash and Dr. Prakash Kulkarni's moral support and assistance. I'd also like to thank everyone with whom I've had the pleasure of collaborating on this and other projects.

## References

- [1] Dagens, B., 2000. *Mayamatam Treatise of housing, architecture and iconography Vol I,II*. 3rd ed. New Delhi
- [2] Meister, M. W. (1985). Measurement and proportion in Hindu temple architecture. *Interdisciplinary science reviews*, 10(3), 248-258.
- [3] Sinha, A. (1998). Design of settlements in the Vaastu Shastras. *Journal of Cultural Geography*, 17(2), 27-41.
- [4] Begde, P. (1998). Vaastu Shastra. *Architecture Plus Design*, 15(5), 28.
- [5] Patra, R. (2006). A Comparative Study on Vaastu Shastra and Heidegger's 'Building, Dwelling and Thinking'. *Asian Philosophy*, 16(3), 199-218.
- [6] Mehrotra, R., Shetty, P., & Gupte, R. (2009). Architecture and contemporary indian identity. *Constructing identity in contemporary architecture: Case studies from the South*, 12, 199.
- [7] Patra, R. (2009). Vaastu Shastra: towards sustainable development. *Sustainable Development*, 17(4), 244-256.
- [8] Venugopal, J. (2012). Vastu Purusha Mandala-A human ecological framework for designing living environments. In *Proceedings of International Conference on Advances in Architecture and Civil Engineering (AARCV 2012)*, Volume 2 (pp. 870-877). Bonfring.
- [9] Suriyanarayanan, S., Muthu, D., & Venkatasubramanian, C. (2016). Application of Vastu Sastra In Modern Architecture. *International Journal of Civil Engineering and Technology*, 7(6).

- [10] Agarwal, A., Mirajkar, N., & Singh, D. (2016). Vaastushastra: A Guide to Sustainable Building and Settlement Design. In PLEA 2016–32nd International Conference on Passive and Low Energy Architecture: Cities, Buildings, People: Towards Regenerative Environments (pp. 751-756).
- [11] Saran, S., & Shirodkar, A. D. (2017). Vastu Shastra and Feng Shui the Ancient Sciences and Their Fusion in Context of Indian Architecture. *International Journal of Scientific and Technology Research*, 6, 136-144.
- [12] Nandy, U. K., Nandy, S., & Nandy, A. (2017). Utility of the Ancient Indian Science of Vaastu in Modern Architecture. *Journal of Civil Engineering and Environmental Sciences*, 3(1), 008-012.
- [13] Patra, R. T. (2017). Vaastu in perspective of technology. *International Education and Research Journal*, 3(5), 775-780.
- [14] Batra, N., & Malik, P. (2018). Vaastu Shastra for bringing positivity to life: A review. *Indian Journal of Health & Wellbeing*, 9(4).
- [15] Wahaj, A. F. (2019). The Science of Vaastu in Architecture. *Journal of Research in Infrastructure Designing*, 2(1, 2, 3).
- [16] Karani, M. (2019). Understanding comfort in homes designed on principles of Vaastushastra. In 53rd International Conference of the Architectural Science Association 2019 (pp. 471-480). Architectural Science Association.
- [17] Karani, M. (2019). Vaastushastra Case Studies on Comfort Residences in Dubai. *International Journal of Architecture and Urban Studies*, 4(2), 53-66.
- [18] Pusalkar, S. (2021). Reviewing the value assessment of Vaastu Shastra in the Walled city of Jaipur. *Academia Letters*, 2.
- [19] [https://www.indianetzone.com/48/vastu\\_shastra\\_modern\\_architecture.htm](https://www.indianetzone.com/48/vastu_shastra_modern_architecture.htm)
- [20] <https://www.re-thinkingthefuture.com/article/is-vastu-shastra-relevant-to-architecture-of-the-21st-century/>
- BOTHRA, NEHA. "Redefining Luxury market in India: Contrasts, Contradictions and extremes." *International Journal of Research in Business Management* 1.6 (2013): 25-36. *International Journal of Research in Business Management(IMPACT : IJRBM)*