

Assessment Of Awareness Regarding Diabetes Mellitus Among General Public Of Bareilly Region In Northern India

Neelanchal Trivedi^{1*}, Piyush Mittal¹, Anurag Verma¹

¹ Teerthanker Mahaveer College of Pharmacy, Teerthanker Mahaveer University, Moradabad, India

*Corresponding author: Neelanchal Trivedi email: neelanchal.trivedi@yahoo.co.in

ORCID number:

Neelanchal Trivedi: 0000-0002-6149-5145

Piyush Mittal: 0000-0002-1741-5064

Anurag Verma: 0000-0002-2460-9967

DOI: 10.47750/pnr.2022.13.509.644

Abstract

Background: The burden of complications of diabetes can be mitigated if the disease is diagnosed early and treated adequately. The global prevalence of diabetes is increasing exponentially and is projected to reach around 643 million by the end of 2030 and it will reach up to 783 million by the year 2045. A survey focused on KAP is a useful maneuver for accessing the quantitative & qualitative information possessed by the individuals. Determining the KAP associated with diabetes mellitus in general population may be beneficial in gaining a better understanding of the disease and developing viable preventive interventions specific to Bareilly region. Consequently, the current study was performed to explore the KAP towards diabetes mellitus among general population of Bareilly region in India. **Methods:** A cross-sectional study was conducted on a sample size of 567 individuals from diverse areas of Bareilly district from November 2021 to April 2022. The peoples aged more than 18 years along with eligible to read & write Hindi or English language were included in this study. **Results:** Knowledge was assessed by means of 25 questions pertaining diagnosis, prevention, complications and risk factors of diabetes. Knowledge score (mean) was found to be 14.37 ± 2.42 . Only 44.51% of participants found to have good knowledge (knowledge score ≥ 19). Characters like 'level of education', 'close relative with diabetes', 'income' and 'education in the medical field' were having significant association with good knowledge score ($p < 0.05$). Around 55.78% population showed positive attitude towards diabetes. Although the education related to medical field and level of education were found significantly associated with positive attitude ($p < 0.05$). Binary logistic regression showed both the variable as the predictor of positive attitude. The mean knowledge score of participants possessing positive practices in relation to doing regular exercise was higher compared with who do not do regular exercise ($p < 0.001$). **Conclusion:** Conclusively, the current study can be considered as a baseline for nationwide diabetes awareness programs to revamp the knowledge of population towards diabetes giving more stress on the transformation of attitude & practices.

Keywords: Diabetes mellitus, Knowledge, Attitude & Practices (KAP), India

1. Introduction

Diabetes mellitus (DM) is becoming uncontrollable, affecting one out of every ten global adults while almost half of them are undiagnosed [1]. The 10th edition of the IDF (International Diabetes Federation) Diabetes Atlas reports a continual global rise in diabetes prevalence, affirming diabetes as a significant global risk to human health and well-being of peoples, families, and societies. The overall number of diabetic patients is likely to reach 643 million by the end of 2030 and it will reach up to 783 million by the year 2045 [2]. Global prevalence of DM among adult is increasing frightfully with the estimation to reach 7.7% by the end of 2030 [3]. The prevalence of DM in India was found to be 11.8% during last four years as per the survey report released by National Diabetes and Diabetic Retinopathy (NDDR), health and family welfare ministry in October 219 [4]. The symptoms like increased thirst & hunger along with frequent urination are classically associated with DM resulting in long term micro & macro vascular complications [5]. Furthermore, untreated complications can result in death [6].

The burden of complications of diabetes can be mitigated if the disease is diagnosed early and treated adequately [7]. Weight loss, regular exercise, and healthy diet, in addition to the prescribed pharmacological treatment can help achieving in optimal glycemic control [8].

Subsequently, knowledge regarding the diabetes with its complications also intervenes in the better management of the disease [9]. Patients who have a thorough knowledge of diabetes and its complications may seek appropriate therapy and available health-care facilities [10].

A survey focused on knowledge, attitudes and practices (KAP) is a useful maneuver for accessing the quantitative & qualitative information possessed by the individuals [11-13]. A KAP questionnaire is such a tool that is used to establish a scale for future assessment and to help assess the efficacy of implemented educating programs regarding the aspects of health [14, 15]. A KAP-based questionnaire has been used in several researches to examine people's knowledge, attitudes, and practices towards diabetes mellitus [16, 17] and advocated the necessity for better awareness on controlling the risk factors as well as prevention of DM [18]. There are substantial evidences that those diabetics, who are well educated and have a high level of health literacy, have better disease control and management with the involvement of pharmacological and non-pharmacological interventions [19-22].

Despite of exhaustive literature survey, no research was found to assess the knowledge, attitude & practices regarding diabetes mellitus amid general public of Bareilly district, a city located within the state of Uttar Pradesh in the Northern India. Determining the KAP associated with diabetes mellitus in general population may be beneficial in gaining a better understanding of the disease and developing viable preventive interventions specific to Bareilly region. Consequently, the current study was performed to explore the KAP towards diabetes mellitus among general population of Bareilly region in India.

2. Materials and Methods

2.1 Study design

A cross-sectional study was conducted among diverse areas of Bareilly district.

2.2 Ethical approval

Ethical approval to conduct the study was obtained from the TMU Moradabad Institutional Ethics Committee (TMU-IEC), Teerthanker Mahaveer University, Moradabad, India (TMU/IEC/2-21/081; Dated: 28/07/2021).

2.3 Recruitment procedure

The current study was conducted at different geographical areas of district Bareilly, Uttar Pradesh, India. The questionnaire was disseminated among the participants through the principal investigator and research assistant.

Target sample size for this pilot study was 567 [23-27]. The study was conducted from November 2021 to April 2022. The peoples aged more than 18 years along with eligible to read & write Hindi or English language were included in this study. Research assistant interviewed and assessed the eligibility for participation by means of identifying the peoples having difficulty in understanding the consent as well as purpose of the study. The participants were randomly recruited from public places at different areas of Bareilly region and questionnaire was administered to them by the research assistant. Questionnaire contained the preface explaining about the purpose & nature of the study together with the statement of consent. Participants were free to read and consent to participate in the study. The procedure was approved by the College Research Committee (CRC).

2.4 Development of questionnaire

The questionnaire employed in the current study was formed on the basis of previously conducted studies to gather information on participants knowledge about diabetes, its risk factors, and management. Following an exhaustive analysis of similar and validated sets of questionnaires used in other contexts, the primary domains associated to KAP were identified [28, 29]. The essential changes were made in consideration of the north Indian population's lifestyle, social, cultural, and economic aspects. The questionnaire's face validity was independently verified by professionals working with diabetic patients in Teerthanker Mahaveer Medical College & Research Centre (TMMC&RC), Teerthanker Mahaveer University (TMU), Moradabad, India. The questionnaire was presented before the Institutional Ethical Committee of Teerthanker Mahaveer Medical College & Research Centre, Teerthanker Mahaveer University, Moradabad, India and got validated after some suggested modifications by the committee members. Additionally, lingual validity of questionnaire for English & Hindi languages were obtained from the respective experts of English & Hindi languages in Hindu College, Moradabad, India. Subsequently, to enhance the clarity of questions in the questionnaire, the questionnaire was administered to five individuals. The concluded version of questionnaire was finally utilized in the settings of current study followed by a pilot study.

The very first section of questionnaire contained the respondent's demographic information, such as their age, education level, gender, average monthly income, & occupation. If the participant worked as a pharmacy staff, nurse, physician, hospital staff, dentist, or as a medical laboratory staff, their profession was considered relevant to the medical field. Medical college students/graduates, pharmacy students/graduates, nursing students/graduates, laboratory science students/graduates, and dentistry students/graduates were all considered to have degrees in the healthcare domain.

Twenty-five questions about risk factors, prevention, diagnosis, and complications of DM were used to assess participants' diabetes knowledge. "Yes", "No", and "Don't know" were the three categorical responses to each question. For each accurate response, one point was assigned, with a total score of 25. Poor, moderate, and good knowledge were allocated the score ranges of 0–12, 13–17, and 18–25, respectively.

Seven questions related to treatment were used to evaluate the public's attitude toward diabetes. Participants' responses were grouped into three types: "Yes", "No", and "Don't know". Positive attitudes were categorized as those who received more than or equal to 4 points out of a possible 7.

Four questions were used to assess DM related practices. Positive and negative practices were assessed from the responses to the individual questions. These questions were about 'seeking the treatment if any family member of participants diagnosed with diabetes' and 'screening of blood glucose level once in a year'. "Yes", "No", and "Don't know" were the three categorical responses to the questions. Respondents who replied yes were characterized as having a positive practice, while those who answered no were considered to have the negative practices.

The types of herbs consumed by individuals, such as fenugreek, cinnamon, and ginger, are well known to be utilized among the Indian population, hence the question modified accordingly, while in the adopted questionnaire, Karivila (*Momordica dioica*) or Thebu leaves (*Costus speciosus*) were used, which are not soundly recognized in India [30].

2.4 Statistical analysis

SPSS (Statistical Package for the Social Sciences), version 24, was utilized to analyze the data statistically. The gender, level of education, income, and age of the participants were analyzed by means of descriptive statistics. The t-test for continuous variables whereas chi-square test for categorial variables was used in univariate analysis. Backward LR was used to perform binary logistic regression, and a p-value of < 0.05 was considered significant.

The Cronbach's alpha coefficient for the questionnaire scales was used to examine the questionnaire's internal consistency. Cronbach's Alpha for Participants' knowledge of DM scored 0.839, attitude toward DM scored 0.760, and practices toward DM scored 0.611.

3. Results

3.1 Demographic characteristics

Out of total 567 respondents, 256 were female & 311 were male. Average age was 37.02 ± 0.12 years. 8.1% of participants were belonging to medical field. 62.1% peoples were from urban areas where as 37.9% respondents were belonging to rural areas. 18.2% respondents were having the postgraduate degree while 28.9% were under graduate in their education level. 33.4% participants were belonging to economically weaker section (19.6% respondents were having the monthly income below than 20,000 rupees while 13.8% were dependent or having no source of income). 43.6% respondents revealed that they have very close relatives with diabetes. 39.9% respondents were non diabetic, 42.2% participants were having diabetes while 18.0% were unaware whether they had diabetes. These demographic characteristics are presented in the Table 1:

Table 1: Demographic characteristics of respondents (N=567)

		Number	Percentage
Gender	Male	311	54.9
	Female	256	45.1
Age (years)	18-24	94	16.6
	25-34	132	23.3
	35-44	183	32.3
	45-54	91	16.0
	55 and above	67	11.8
Place of residence	Urban	352	62.1
	Rural	215	37.9
Highest level of education	Highschool	122	21.5
	Intermediate	146	25.7
	Graduate	164	28.9
	Postgraduate	103	18.2
	Doctorate	32	5.6
Average monthly income in rupee	No income (Dependent)	78	13.8
	Less than 20,000	111	19.6
	21,000 to 40,000	197	34.7
	41,000 to 60,000	124	21.9
	61,000 to 80,000	57	10.1
	Yes	247	43.6

Very close relatives with diabetes	No	262	46.2
	Don't know	58	10.2
Body weight (kg.)	41 -50	39	6.9
	51-60	104	18.3
	61-70	132	23.3
	71-80	186	32.8
	Above 81	106	18.7
Working in the medical field	Yes	46	8.1
	No	521	91.9
Suffering from diabetes	Yes	239	42.2
	No	226	39.9
	Don't know	102	18.0
Marital status	Unmarried	196	34.6
	Married	371	65.4

3.2 Knowledge assessment

Knowledge of the study participants was assessed by means of 25 questions related to the diagnosis, prevention, complications and risk factors of the diabetes. Mean knowledge score of the participants was found to be 14.37 ± 2.42 .

Only 44.51% of participants found to have good knowledge (knowledge score ≥ 19) whereas 55.49% participants scored poor on the knowledge scale (Knowledge score 13 to 18). Around half of the respondents were aware of the classical symptoms of diabetes e.g., increased thirst, poor appetite, frequent urination and more than half of the participants agreed to accept the fact of slow healing of wounds (Figure 1).

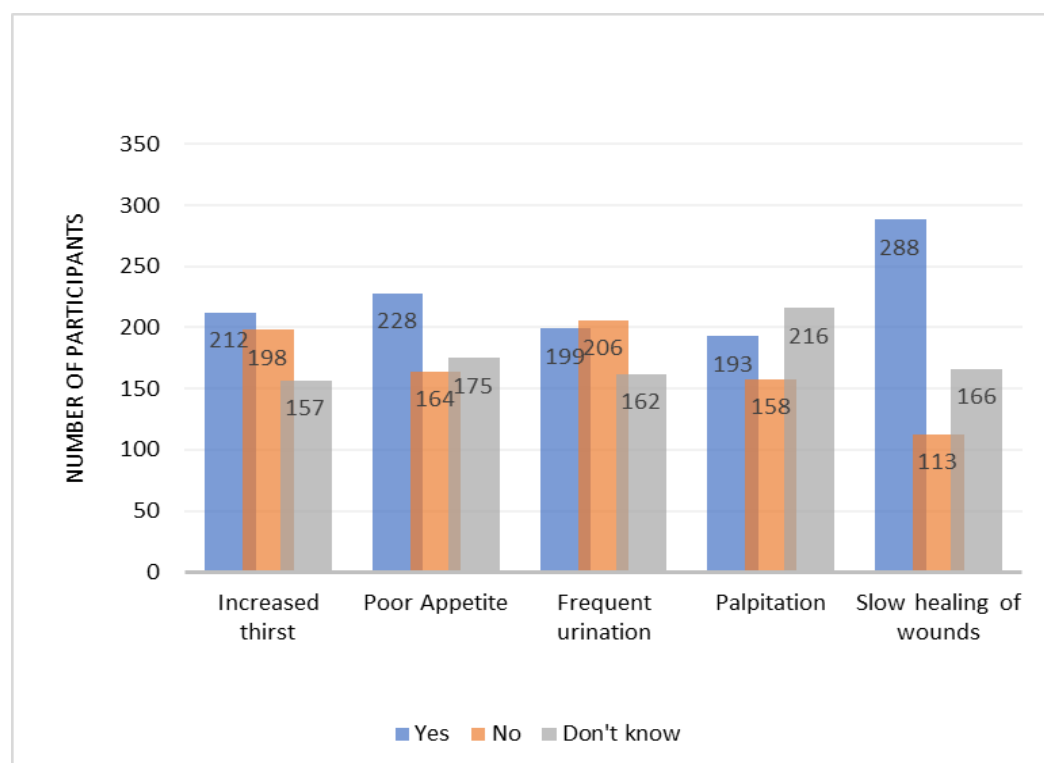


Figure 1: Knowledge about classical symptoms of Diabetes (N=567)

Participants were asked regarding the complications of diabetes and less than 50% agreed that there might be any serious complication due to diabetes. Around 35.62% responded the kidney failure to be major complication associated with diabetes mellitus. Nearly 40.21% participants disagreed that diabetes may lead to stroke while almost 50.08% responded the heart attack to be a complication of diabetes (Figure 2).

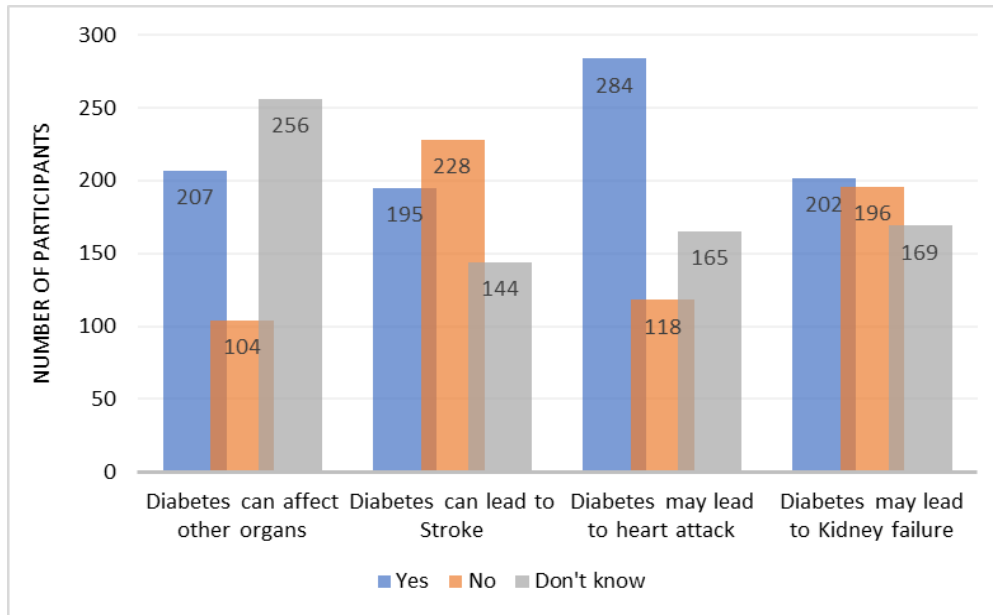


Figure 2: Knowledge about the complication of diabetes (N=567)

Around 70.37% participants responded the consumption of more sugar as a high-risk factor towards diabetes. 55.37% responded the family history, 51.67% accepted the obesity, 50.97% marked stress while 64.55% replied sedentary life as risk factor for diabetes. Around 47.08% participants answered that dysfunction of pancreas leads to diabetes (Figure 3).

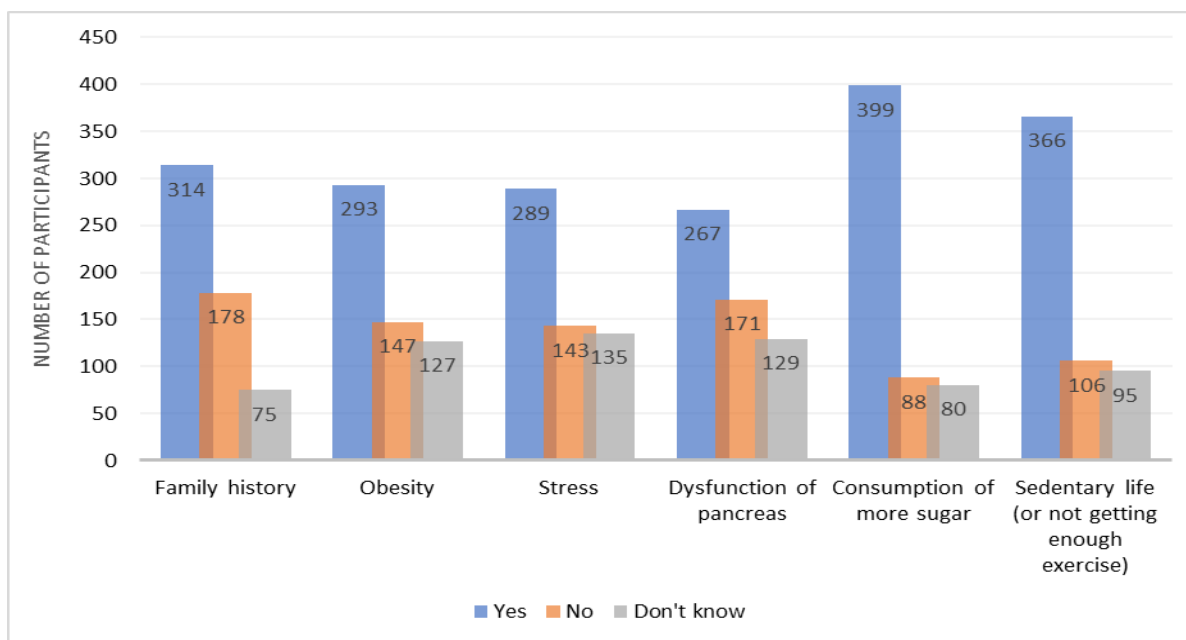


Figure 3: Knowledge regarding risk factors of DM (N=567)

The good knowledge score (≥ 19) association in relation to socio-demographic characters was assessed using the chi-square test. No significant association was found between marital status and gender with knowledge score ($p > 0.05$). Characters like level of education, close relative with diabetes, income and education related with medical field were found to be significantly associated with good knowledge score ($p < 0.05$).

Therefore, binary logistic regression analysis was applied to these significant characters and results revealed that higher education along with having a medical degree, close relatives with diabetes and higher income lead to good knowledge score (Table 2).

Table 2: Predictors of good knowledge about DM (Binary logistic regression)

Independent variable	β	SE	OR	CI (95%)	p-value
Income higher than ₹ 20,000	0.48	0.32	1.85	1.57-2.81	<0.067
Education related to the medical field	2.94	0.27	5.79	6.83-7.92	<0.001*
Higher education	2.26	0.18	1.99	2.64- 3.08	<0.401
Close relative(s) with DM	0.29	0.21	3.01	2.16-4.82	<0.001*

* $p < 0.05$, good knowledge score = 1; Poor and moderate knowledge score = 0; OR = Odds ratio; CI = confidence interval; β = regression coefficient; SE = standard error associated with regression coefficient β

3.3 Attitude assessment

Respondent's attitude was assessed by means of seven questions. Scores < 3 was considered the negative attitude while scores ≥ 4 considered the positive attitude of respondents.

Around 55.78% population showed positive attitude towards DM. Less than half of the participants (43.03%) responded 'Yes' when asked that controlling glucose with diet alone is superior to that of controlling with diet & medication. Around 65.60% responded that insulin could have harmful effect on body. Nearly 62.43% participants advocated herbal approaches like ginger, cinnamon and fenugreek is better for treating diabetes than prescription drugs. Less than half of the participants (43.73%) responded the alternatives like acupuncture, yoga & exercise to be better than allopathic treatment. 61% accepted that long term use of medication could result in organ failure. 54.14%

participants responded yes to the question that there is 'no point in trying to control blood sugar well as the complications of diabetes will occur anyway' (Figure 4).

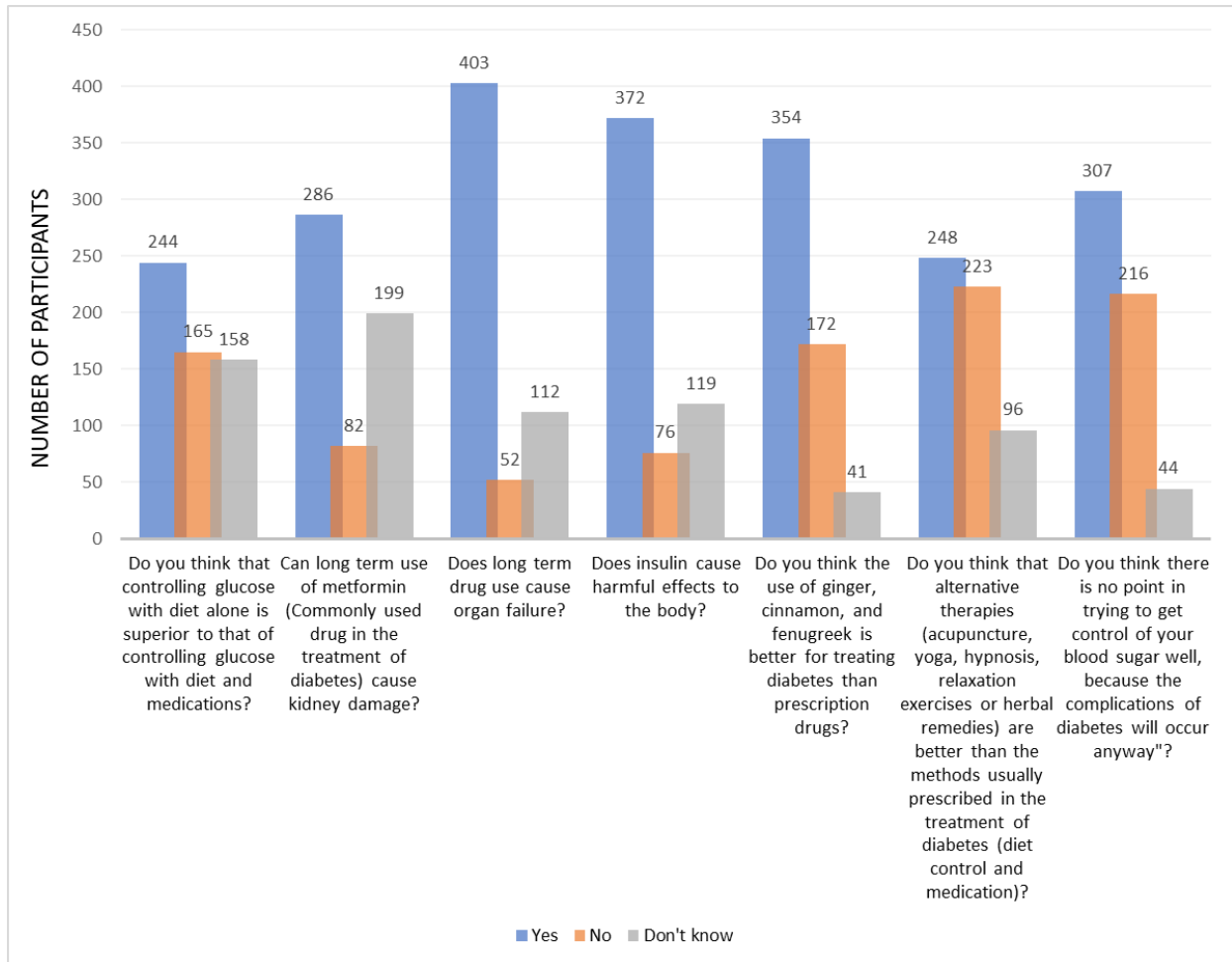


Figure 4: Participant’s responses toward attitude questions (N = 567)

Knowledge score of the respondents was correlated with attitude score significantly (Pearson’s correlation, 0.281, $p < 0.001$).

Univariate analysis was performed to explore the factors associated with positive attitude of the respondents. Results revealed no significant correlation with gender, age & marital status. Although the education related to medical field and level of education were found significantly associated with positive attitude ($p < 0.05$). Binary logistic regression showed both the variable as the predictor of positive attitude (Table 3).

Table 3: Predictors associated with positive attitude of the respondents

Independent variable	β	SE	OR	CI (95%)	p-value
Education related to the medical field	1.32	0.21	3.98	2.99-4.91	<0.001*

Level of education	0.96	0.26	2.17	1.86-2.49	<0.001*
--------------------	------	------	------	-----------	---------

*p<0.05; Positive attitude score = 1; Negative attitude score = 0; β = regression coefficient; SE = standard error associated with regression coefficient β ; OR = Odds ratio; CI = confidence interval

3.4 Practice assessment

Four questions based on treatment, preventive measures, and screening of blood glucose level were used to assess the practices of respondents. Majority of participants (82.18%) responded to seek treatment if they or any of their family members diagnosed with DM. 66.84 % among the study population responded to have daily physical activity for 30 - 60 minutes. Majority of participants (80.42%) denied to regularly check their blood glucose level at least once in a year. About 52.20% participants agreed to avoid refined sugar or the products made with refined sugar (Figure 5).

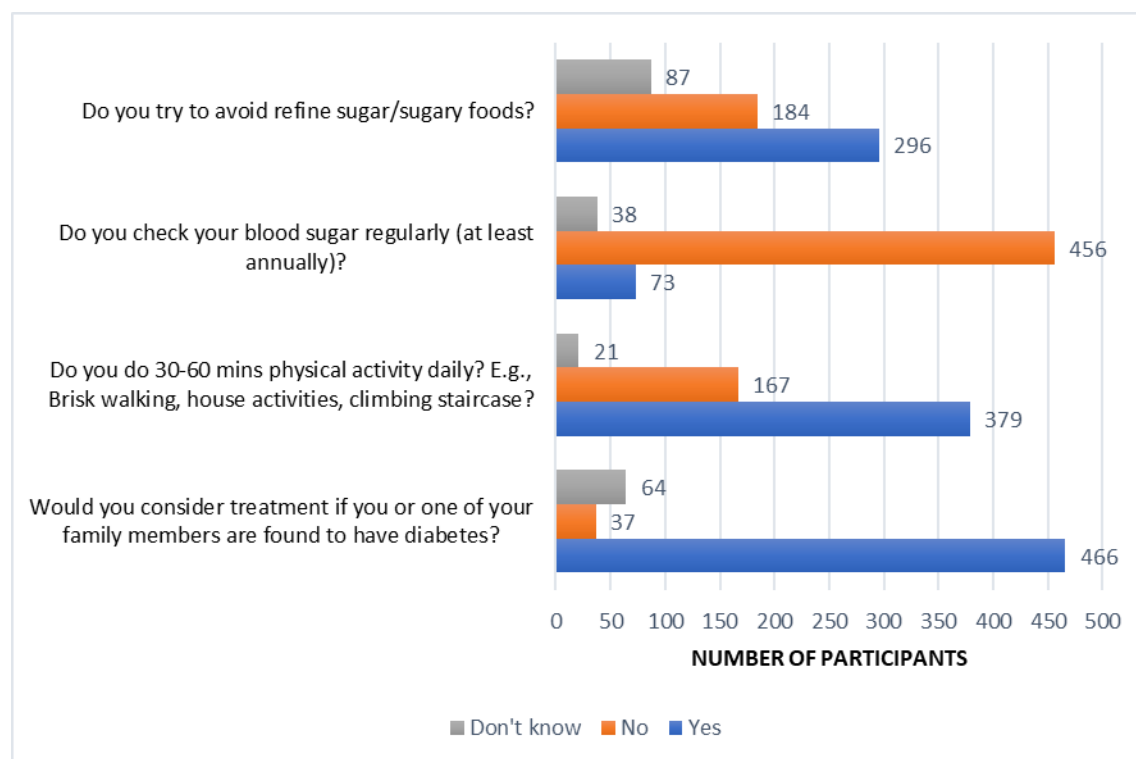


Figure 5: Participant's responses towards attitude questions (N=567)

The mean knowledge score of participants having positive practices in relation to doing regular exercise was higher compared with who do not do regular exercise ($p<0.001$). While statistically analyzing the factors associated with respondent's practices regarding checking blood glucose level at least annually, those having degree related to the medical field, aged more than 40 years along with close relative with DM, were found to screen their blood glucose level regularly (Table 4).

Table 4: Predictors of participant's positive attitudes toward DM (Binary logistic regression)

Independent variable	β	SE	OR	CI (95%)	p-value
Education related to the medical field	0.78	0.19	3.28	2.57-3.99	<0.001*
Close relative(s) with DM	0.92	0.15	2.26	1.94-2.28	<0.001*
Age more than 40 years	0.79	0.21	3.04	2.88-3.16	<0.001*

* $p < 0.05$; Screening of blood glucose level at annual basis coded = 1; Poor; Do not screen for blood glucose level annually coded = 0; CI = confidence interval; OR = Odds ratio; β = regression coefficient; SE = standard error associated with regression coefficient β ;

4. Discussion

WHO (World Health Organization) global report (2014) on diabetes revealed 1.5 million mortalities as well as 89 million disabilities in 2012 [31]. Around 537 million global adult population aged from 20 to 79 years are diabetic and the projection of diabetes prevalence from 643 million till the year 2030 is expected to rise 783 million by the year 2045 according to the 10th edition of International Diabetes Federation (IDF) atlas 2021 [32]. In 2014, the global diabetes prevalence was predicted to be 9% (as per fasting glucose concentrations higher than 126 mg/dl or consuming blood glucose-lowering medicines) [33]. The prevalence of DM in the South Asian region, which includes India, is considerably greater than the global rate approaching to be risen from 7.1% in 2009 to 8.9% in 2019 [34]. Because of high prevalence and the long-term complications of DM, health care providers must devise the diabetes preventive and management strategies. Such approaches should be focused on the population's fundamental knowledge, attitudes, and practices.

The mean knowledge score of population was 14.37 ± 2.42 that represented moderate knowledge of the participants. The resources of knowledge acquired by the respondents, was not evaluated in the current study. This score was found comparable (16.5 ± 0.51) to the previous study conducted in Sri Lanka [30]. In addition to this, there are numerous studies conducted previously revealing the poor knowledge of the population within developing countries [35-37].

A precise comparison of knowledge outcomes of the current study with others would not be significant due to varied population under the study (as most of the researchers has investigated the knowledge in diabetics rather than in general population) method of scoring and scaling patterns [38-40].

Significant association between knowledge and education level was statistically observed in the current study which was found to be similar to the other studies [41, 42].

Close relative(s) with diabetes was also found to be a predictor of good knowledge regarding DM as revealed by this study. This is because persons having family history of any chronic medical condition, such as diabetes or hypertension, may grow a delicate intellect of susceptibility, which may intensify their awareness regarding the disease [43]. There practices also reflected the same as they used to measure their blood glucose level at annual basis.

More than half of participants (55.78%) showed positive attitude. The knowledge of the participants was shown to be strongly correlated with their attitudes, implying that good knowledge is associated with positive attitudes. Around 65.60% participants responded the insulin administration harmful and 71.07% respondents believed that long term of drug use causes organ failure. These false beliefs may have a substantial influence on the management of diabetes in the Bareilly region. As a result, additional strategies to enhance the knowledge and device an educational tools and model reinforcing the general public's attitude are required.

More than half of the participants (62.43%) governed the use of “complementary and alternative medicines” (CAM) like fenugreek, cinnamon and ginger were better in the treatment of DM rather than prescription drugs [44, 45]. Few studies have reported the use of CAM in various ailments in diverse geographical areas of India [46, 47]. One such study conducted within Uttar Pradesh state of India found that 68 % of diabetes patients used CAM [48]. Such practices of using CAM to manage diabetes lacking appropriate medical supervision can be hazardous. [49]. It is not possible to conclude the extent of disclosure about the use of CAM by the patients, in spite of that, future educational endeavors should spread cognizance regarding the negative as well as positive outcomes of CAM use in the management of many chronic diseases including diabetes, in addition to encourage patients to reveal use of CAM by them with their health care provider.

In this study, respondents who reported positive practices for example exercise, had a higher knowledge level, but it is also imperative to note that the positive knowledge does not necessarily transform into positive practices. As a consequence, future efforts must concentrate on improving awareness regarding disease and perpetuating the positive practices.

Current study stated that around 80.42% of the participants had not examined their blood glucose level at least once in a year. Participants over the age of 40 and/or with a medical education were having significant association with practice of diagnosis for diabetes on an annual basis. As people grow older, they may become more conscious of or concerned regarding their health, which may bring about regular health checkups, including blood glucose tests. It is significant to note that such health screenings can be costly for some peoples, who may regard them as an expensive expense.

5. Limitations of the study

The study included the random selection of the participants. Nevertheless, optimized efforts were considered while collecting the data from various geographical areas of Bareilly. 43.6% respondents were found to have very close relative with diabetes that has been proven as high predictor of positive attitude which could indicate biasness during randomized selection of the participants in the study. The study was performed after a pilot study but the sample size may not be considered as the representative of the whole north Indian population, although the participants were chosen at random from a wider geographical area, so they can be considered as being the representative of the population. This study was focused in Bareilly region of Uttar Pradesh in India and it cannot be generalized to the whole state or country as India has diverse geographical, cultural & religious distribution. In addition, the sources of the participant's health related information were not investigated in the current study. Knowledge of valid sources could have aided in determining the most suitable intervention to promote the health of the general public of Bareilly. Despite its limitations, the current study exhaustively assessed the knowledge, attitude, and practices regarding diabetes among general public of Bareilly region.

6. Conclusions

The current pilot study presents an overview of the existing scenario regarding knowledge, attitude & practices related to diabetes among general population of Bareilly region (A district of state of Uttar Pradesh in Northern India). The general population of Bareilly region has a low level of knowledge about diabetes management, care and risk factors. The knowledge level increases with education level and having close relatives with diabetes. To provide the greatest benefit to the community, intervention programs should target those who do not have education related to medical field and do not have close relative with diabetes. People with sufficient financial resources have a more positive attitude toward availing treatment. Peoples with limited resources should be offered free screenings and should be fortified with awareness to attend the same. The current study seems to be the first to study these issues in Bareilly's public. The study has emphasized upon the emergence of adequate educational tools to encourage healthy lifestyle practices along with consistent health checkups, particularly amid certain subgroups of peoples, such as those without a medical education and without first-degree relatives with diabetes. Conclusively, the current study can be considered as a precedent for nationwide diabetes awareness programs to revamp the knowledge of population towards diabetes giving more stress on the transformation of attitude & practices.

7. References

1. Remschmidt B, Pau M, Gaessler J, Zemann W, Jakse N, Payer M, Végh D. Diabetes Mellitus and Oral Cancer: A Retrospective Study from Austria. *Anticancer Research*. 2022 Apr 1;42(4):1899-903. <https://doi.org/10.21873/anticancer.15666>.
2. Sun H, Saeedi P, Karuranga S, Pinkepank M, Ogurtsova K, Duncan BB, Stein C, Basit A, Chan JC, Mbanya JC, Pavkov ME. IDF Diabetes Atlas: Global, regional and country-level diabetes prevalence estimates for 2021 and projections for 2045. *Diabetes research and clinical practice*. 2022 Jan 1; 183:109119. <https://doi.org/10.1016/j.diabres.2021.109119>.

3. Wang H, Li N, Chivese T, Werfalli M, Sun H, Yuen L, Hoegfeldt CA, Powe CE, Immanuel J, Karuranga S, Divakar H. IDF Diabetes Atlas: Estimation of Global and Regional Gestational Diabetes Mellitus Prevalence for 2021 by International Association of Diabetes in Pregnancy Study Group's Criteria. *Diabetes research and clinical practice*. 2022 Jan 1;183:109050. <https://doi.org/10.1016/j.diabres.2021.109050>.
4. Pradeepa R, Mohan V. Epidemiology of type 2 diabetes in India. *Indian journal of ophthalmology*. 2021 Nov;69(11):2932. [10.4103/ij.o.jjo.IJO_1627_21](https://doi.org/10.4103/ij.o.jjo.IJO_1627_21).
5. Bytzer P, Talley NJ, Hammer J, Young LJ, Jones MP, Horowitz M. GI symptoms in diabetes mellitus are associated with both poor glycemic control and diabetic complications. *The American journal of gastroenterology*. 2002 Mar 1;97(3):604-11. [https://doi.org/10.1016/S0002-9270\(01\)04099-0](https://doi.org/10.1016/S0002-9270(01)04099-0).
6. Chawla A, Chawla R, Jaggi S. Microvascular and macrovascular complications in diabetes mellitus: Distinct or continuum?. *Indian journal of endocrinology and metabolism*. 2016 Jul;20(4):546. doi: 10.4103/2230-8210.183480.
7. Zhang Y, Dall TM, Mann SE, Chen Y, Martin J, Moore V, Baldwin A, Reidel VA, Quick WW. The economic costs of undiagnosed diabetes. *Population health management*. 2009 Apr 1;12(2):95-101. <https://doi.org/10.1089/pop.2009.12202>.
8. Al-Khawaldeh OA, Al-Hassan MA, Froelicher ES. Self-efficacy, self-management, and glycemic control in adults with type 2 diabetes mellitus. *Journal of Diabetes and its Complications*. 2012 Jan 1;26(1):10-6. <https://doi.org/10.1016/j.jdiacomp.2011.11.002>.
9. Al-Qazaz HK, Hassali MA, Shafie AA, Sulaiman SA, Sundram S. Perception and knowledge of patients with type 2 diabetes in Malaysia about their disease and medication: a qualitative study. *Research in social and administrative pharmacy*. 2011 Jun 1;7(2):180-91. <https://doi.org/10.1016/j.sapharm.2010.04.005>.
10. Lewis CP, Newell JN. Patients' perspectives of care for type 2 diabetes in Bangladesh—a qualitative study. *BMC public health*. 2014 Dec;14(1):1-7. <https://doi.org/10.1186/1471-2458-14-737>.
11. Al Amin MA, Adrianto L, Kusumastanto T, Inran Z. Community knowledge, attitudes and practices towards environmental conservation: Assessing influencing factors in Jor Bay Lombok Indonesia. *Marine Policy*. 2021 Jul 1;129:104521. <https://doi.org/10.1016/j.marpol.2021.104521>.
12. Perumal N, Cole DC, Ouedraogo HZ, Sindi K, Loechl C, Low J, Levin C, Kiria C, Kurji J, Oyunga M. Health and nutrition knowledge, attitudes and practices of pregnant women attending and not-attending ANC clinics in Western Kenya: a cross-sectional analysis. *BMC pregnancy and childbirth*. 2013 Dec;13(1):1-2. <https://doi.org/10.1186/1471-2393-13-146>.
13. Rakotosamimanana S, Rakotoarimanana FJ, Raharimanga V, Taglioni F, Ramamonjisoa J, Randraimanana RV, Rajerison M, Rakotomanana F. Influence of Sociospatial determinants on knowledge, attitudes and practices related to the plague in a population living in endemic areas in the central highlands, Madagascar. *BMC public health*. 2021 Dec;21(1):1-1. <https://doi.org/10.1186/s12889-021-11101-3>.
14. Wahengbam PP, Kshetrimayum N, Wahengbam BS, Nandkeoliar T, Lyngdoh D. Assessment of oral health knowledge, attitude and self-care practice among adolescents—a state wide cross-sectional study in Manipur, North Eastern India. *Journal of clinical and diagnostic research: JCDR*. 2016 Jun;10(6):ZC65. doi: 10.7860/JCDR/2016/20693.8002.
15. Folasayo AT, Oluwasegun AJ, Samsudin S, Saudi SN, Osman M, Hamat RA. Assessing the knowledge level, attitudes, risky behaviors and preventive practices on sexually transmitted diseases among university students as future healthcare providers in the central zone of Malaysia: a cross-sectional study. *International journal of environmental research and public health*. 2017 Feb;14(2):159. <https://doi.org/10.3390/ijerph14020159>.
16. Memon MS, Shaikh SA, Shaikh AR, Fahim MF, Mumtaz SN, Ahmed N. An assessment of knowledge, attitude and practices (KAP) towards diabetes and diabetic retinopathy in a suburban town of Karachi. *Pakistan journal of medical sciences*. 2015 Jan;31(1):183. doi: 10.12669/pjms.311.6317.
17. Islam FM, Chakrabarti R, Dirani M, Islam MT, Ormsby G, Wahab M, Critchley C, Finger RP. Knowledge, attitudes and practice of diabetes in rural Bangladesh: the Bangladesh Population based Diabetes and Eye Study (BPDES). *PloS one*. 2014 Oct 14;9(10):e110368. <https://doi.org/10.1371/journal.pone.0110368>.
18. Knight KM, Dornan T, Bundy C. The diabetes educator: trying hard, but must concentrate more on behaviour. *Diabetic Medicine*. 2006 May;23(5):485-501. <https://doi.org/10.1111/j.1464-5491.2005.01802.x>.
19. Huang YM, Shiyabolola OO, Chan HY, Smith PD. Patient factors associated with diabetes medication adherence at different health literacy levels: A cross-sectional study at a family medicine clinic. *Postgraduate Medicine*. 2020 May 18;132(4):328-36. <https://doi.org/10.1080/00325481.2020.1749499>.
20. Bohanny W, Wu SF, Liu CY, Yeh SH, Tsay SL, Wang TJ. Health literacy, self-efficacy, and self-care behaviors in patients with type 2 diabetes mellitus. *Journal of the American Association of Nurse Practitioners*. 2013 Sep;25(9):495-502. <https://doi.org/10.1111/1745-7599.12017>.

21. Huang YM, Pecanac KE, Shiyabola OO. “Why am I not taking medications?” Barriers and facilitators of diabetes medication adherence across different health literacy levels. *Qualitative Health Research*. 2020 Dec;30(14):2331-42.<https://doi.org/10.1177/1049732320945296>.
22. Stiles E. Promoting health literacy in patients with diabetes. *Nursing Standard*. 2011 Oct 26;26(8). doi: 10.7748/ns.26.8.35.s49.
23. In J. Introduction of a pilot study. *Korean journal of anesthesiology*. 2017 Dec;70(6):601.doi: 10.4097/kjae.2017.70.6.601.
24. Hertzog MA. Considerations in determining sample size for pilot studies. *Research in nursing & health*. 2008 Apr;31(2):180-91.<https://doi.org/10.1002/nur.20247>.
25. Kim J, Seo BS. How to calculate sample size and why. *Clinics in orthopedic surgery*. 2013 Sep 1;5(3):235-42.<https://doi.org/10.4055/cios.2013.5.3.235>.
26. Eldridge SM, Costelloe CE, Kahan BC, Lancaster GA, Kerry SM. How big should the pilot study for my cluster randomised trial be?. *Statistical methods in medical research*. 2016 Jun;25(3):1039-56.<https://doi.org/10.1177/0962280215588242>.
27. Whittlemore R, Melkus G, Wagner J, Northrup V, Dziura J, Grey M. Translating the diabetes prevention program to primary care: a pilot study. *Nursing research*. 2009;58(1):2.doi: 10.1097/NNR.0b013e31818fcef3.
28. Shah VN, Kamdar PK, Shah N. Assessing the knowledge, attitudes and practice of type 2 diabetes among patients of Saurashtra region, Gujarat. *International journal of diabetes in developing countries*. 2009 Jul;29(3):118.doi: 10.4103/0973-3930.54288.
29. Chen L, Magliano DJ, Balkau B, Colagiuri S, Zimmet PZ, Tonkin AM, Mitchell P, Phillips PJ, Shaw JE. AUSDRISK: an Australian Type 2 Diabetes Risk Assessment Tool based on demographic, lifestyle and simple anthropometric measures. *Medical Journal of Australia*. 2010 Feb;192(4):197-202.<https://doi.org/10.5694/j.1326-5377.2010.tb03478.x>
30. Herath HM, Weerasinghe NP, Dias H, Weeraratna TP. Knowledge, attitude and practice related to diabetes mellitus among the general public in Galle district in Southern Sri Lanka: a pilot study. *BMC public health*. 2017 Dec;17(1):1-7.<https://doi.org/10.1186/s12889-017-4459-5>.
31. World Health Organization. Global status report on noncommunicable diseases 2014. World Health Organization; 2014.<https://apps.who.int/iris/bitstream/handle/10665/148114/?sequence=6> (accessed April 13, 2022).
32. Sun H, Saeedi P, Karuranga S, Pinkepank M, Ogurtsova K, Duncan BB, Stein C, Basit A, Chan JC, Mbanya JC, Pavkov ME. IDF Diabetes Atlas: Global, regional and country-level diabetes prevalence estimates for 2021 and projections for 2045. *Diabetes research and clinical practice*. 2022 Jan 1;183:109119.<https://doi.org/10.1016/j.diabres.2021.109119>.
33. Chaudhury A, Duvoor C, Reddy Dendi VS, Kraleti S, Chada A, Ravilla R, Marco A, Shekhawat NS, Montales MT, Kuriakose K, Sasapu A. Clinical review of antidiabetic drugs: implications for type 2 diabetes mellitus management. *Frontiers in endocrinology*. 2017 Jan 24;8:6.<https://doi.org/10.3389/fendo.2017.00006>.
34. Pradeepa R, Mohan V. Epidemiology of type 2 diabetes in India. *Indian journal of ophthalmology*. 2021 Nov;69(11):2932.doi: 10.4103/ijo.IJO_1627_21.
35. Gillani AH, Amirul Islam FM, Hayat K, Atif N, Yang C, Chang J, Qu Z, Fang Y. Knowledge, attitudes and practices regarding diabetes in the general population: A cross-sectional study from Pakistan. *International journal of environmental research and public health*. 2018 Sep;15(9):1906.<https://doi.org/10.3390/ijerph15091906>.
36. Mounica B. Study of knowledge, attitude and practice of general population of Guntur towards silent killer diseases: hypertension and diabetes. *Value in Health*. 2015 Nov 1;18(7):A398.<https://doi.org/10.1016/j.jval.2015.09.907>.
37. Demaio AR, Otgontuya D, de Courten M, Bygbjerg IC, Enkhtuya P, Oyunbileg J, Meyrowitsch DW. Exploring knowledge, attitudes and practices related to diabetes in Mongolia: a national population-based survey. *BMC Public Health*. 2013 Dec;13(1):1-7.<https://doi.org/10.1186/1471-2458-13-236>.
38. Rahaman KS, Majdzadeh R, Naieni KH, Raza O. Knowledge, attitude and practices (KAP) regarding chronic complications of diabetes among patients with type 2 diabetes in Dhaka. *International journal of endocrinology and metabolism*. 2017 Jul;15(3).doi: 10.5812/ijem.12555.
39. Kusumo MP, Prabandari YS, Dewi FS. Measuring the Knowledge, Attitude and Practice of Patients With Diabetes Mellitus—The Design and Development Process. *International Quarterly of Community Health Education*. 2021 Jun 19:0272684X211022173.<https://doi.org/10.1177/0272684X211022173>.
40. Chawla SP, Kaur S, Bharti A, Garg R, Kaur M, Soin D, Ghosh A, Pal R. Impact of health education on knowledge, attitude, practices and glycaemic control in type 2 diabetes mellitus. *Journal of family medicine and primary care*. 2019 Jan;8(1):261.doi: 10.4103/jfmpc.jfmpc_228_18.
42. Ross CE, Mirowsky J. Refining the association between education and health: the effects of quantity, credential, and selectivity. *Demography*. 1999 Nov;36(4):445-60.<https://doi.org/10.2307/2648083>.

43. Walter FM, Emery J, Braithwaite D, Marteau TM. Lay understanding of familial risk of common chronic diseases: a systematic review and synthesis of qualitative research. *The Annals of Family Medicine*. 2004 Nov 1;2(6):583-94.<https://doi.org/10.1370/afm.242>.
44. Medagama AB, Bandara R. The use of complementary and alternative medicines (CAMs) in the treatment of diabetes mellitus: is continued use safe and effective?. *Nutrition journal*. 2014 Dec;13(1):1-9.<https://doi.org/10.1186/1475-2891-13-102>.
45. Alqathama A, Alluhiabi G, Baghdadi H, Aljahani L, Khan O, Jabal S, Makkawi S, Alhomoud F. Herbal medicine from the perspective of type II diabetic patients and physicians: what is the relationship?. *BMC complementary medicine and therapies*. 2020 Dec;20(1):1-9.<https://doi.org/10.1186/s12906-020-2854-4>.
46. Singh V, Raidoo DM, Harries CS. The prevalence, patterns of usage and people's attitude towards complementary and alternative medicine (CAM) among the Indian community in Chatsworth, South Africa. *BMC complementary and alternative medicine*. 2004 Dec;4(1):1-7.<https://doi.org/10.1186/1472-6882-4-3>.
47. Ray J, Chakrabarty D, Paul R, Som K. Prevalence of the use of complementary and alternative medicine in an eastern Indian population with emphasis on tribal/ethnic minority groups. *Journal of Taibah University medical sciences*. 2018 Aug 1;13(4):384-9.<https://doi.org/10.1016/j.jtumed.2018.04.001>.
48. Alqahtani M, Almutairi FE, Albasseet AO, Almutairi KE. Knowledge, attitude, and practice of diabetes mellitus among the Saudi population in Riyadh, Saudi Arabia: a quantitative study. *Cureus*. 2020 Jan 8;12(1).doi:10.7759/cureus.6601.
49. Vishnu N, Mini GK, Thankappan KR. Complementary and alternative medicine use by diabetes patients in Kerala, India. *Global health, epidemiology and genomics*. 2017;2.<https://doi.org/10.1017/ghg.2017.6>.